



District Report Card: 2017


State: Punjab	District: Mohali
Class: 8	Subject: Language
Schools: 51	Students: 1254


Participation/Coverage


Students

GENDER 	Boys		Girls	
	Number	%	Number	%
	680	54.23	574	45.77

AREA 	Rural		Urban	
	Number	%	Number	%
	931	74.24	323	25.76

CATEGORY 	SC		ST		OBC		GEN	
	Number	%	Number	%	Number	%	Number	%
	517	41.23	9	0.72	367	29.27	361	28.79

CWSN 	LD	VI	HI	S&LD	ID	Oth
	5	0	2	3	3	58

Management 	Government		Government-aided	
	Number	%	Number	%
	1166	92.98	88	7.02

Average Performance of Students in Language (%)

Overall	Gender		Area		Management		Social Group			
	Male	Female	Rural	Urban	Govt.	Aided	SC	ST	OBC	GEN
46.45	43.86	49.51	47.59	43.16	47.31	35.08	43.91	38.52	51.04	45.61

Performance on Learning Outcomes (LOs)

Learning Outcomes	Description	Average Performance(%)
L813	Read textual/non-textual materials with comprehension and identifies the details, characters, main idea and sequence of ideas and events while reading	46.45

Range of Performance of Students who Answered Correctly							
Below 30%		30% - 50%		50% - 75%		Above 75%	
Number	%	Number	%	Number	%	Number	%
343	27.35	287	22.89	433	34.53	191	15.23

Lowest Performing Learning Outcomes (LOs)

1 - Read textual/non-textual materials with comprehension and identifies the details, characters, main idea and sequence of ideas and events while reading (46.45)